
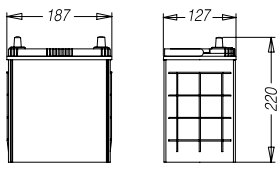
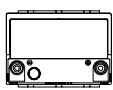
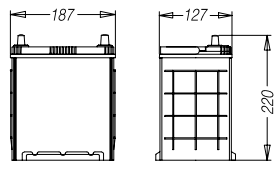
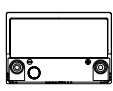
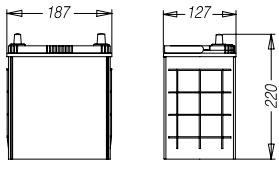
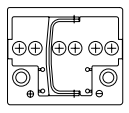
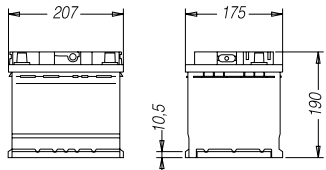
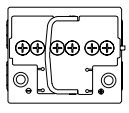
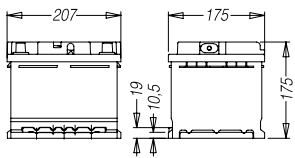
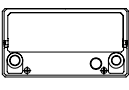
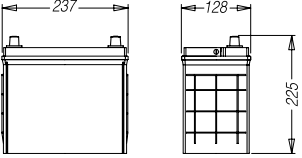
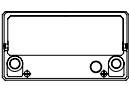
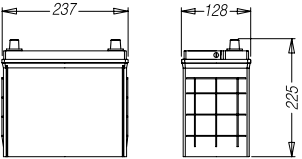




# 12 VOLT - SENZA MANUTENZIONE

Tipo	Tipo precedente	Ah	A EN	Tipo polo	Polarità	Fissaggio alla base	Schema	Dimensioni
<b>535.20</b>	<b>535.20</b>	35	300	3	0	B00	-  + <i>poli piccoli</i>	
<b>DAIHATSU:</b> Charade 1.3, 1.5 Sedan, 1.6 GTI - Copen 0.7, 1.3 - Cuore 1.0 - Domino 850 - Feroza - Materia 1.3, 1.5 - Move 847 I - Sirion 1.0, 1.3 (DVVT) - Terios 1.3 4WD CX, 1.5 16V 4WD (DVVT) - Trevis 1.0 - YRV 1.0, 1.3 <b>HONDA:</b> Jazz 1.2, 1.4 <b>HYUNDAI:</b> Atos Prime 1.1 <b>MITSUBISHI:</b> Carisma 2.0 4WD <b>SUZUKI:</b> Ignis 1.3I - Liana 1.3, 1.6 (SW)(4WD) - VITARA 1.6 I JLXS - Wagon R								
<b>535.20 B01</b>		35	300	3	0	B01	-  + <i>poli piccoli</i>	
<b>HYUNDAI:</b> Atos Prime 1.0, 1.1 (05-->) - i10 1.1 <b>KIA:</b> Picanto 1.0, 1.1								
<b>535.22</b>	<b>535.22</b>	35	300	3	1	B00	+  - <i>poli piccoli</i>	
<b>DAEWOO:</b> Matiz 0.8, 1.0 <b>SUZUKI:</b> Alto 1.0 - Carry - Jimny 1.3 16V 4WD - Super Carry - Swift III 1.3 16V (4x4)								
<b>844.330S</b>	<b>844.350S</b>	44	330	1	1	B13	+  -	
<b>FIAT:</b> Duna 70 - Panda 45 <b>INNOCENTI:</b> Elba 1.3, 1.4, 1.5, 1.6 <b>LADA:</b> Samara <b>SEAT:</b> Ibiza I - Malaga - Marbella 850, 903 - Terra								
<b>844.420D</b> per vecchi modelli Ford, utilizzare gli specifici morsetti	<b>838.300</b> <b>845.370F</b>	44	420	1	0	B13/B15	-  +	
<b>FORD:</b> C-Max 1.6 - Escort VI 1.1, 1.3, 1.4, 1.6 - Fiesta 900, 1.1, 1.3, 1.4, 1.6 - Fiesta IV 1.2, 1.3, 1.4 - Fiesta V 1.2, 1.4, 1.6 - Fiesta XR, XR 2I, XR Turbo - Focus Clipper 1.4 I - Focus C-Max 1.6 (Ti) - Focus II 1.4, 1.6 (Ti) - Focus II Cabriolet 1.6 - Fusion 1.2, 1.4, 1.6 - KA 1.3 I, 1.6 Sportka - Orion 1.3, 1.4, 1.6 - Streetka 1.6 - Courier 1.3 - 121 1.3 <b>MAZDA:</b> 2 Demio 1.2 16V, 1.4 16V <b>NISSAN:</b> Almera 1.5, 1.8 (Tino) - Micra 1.0 16V, 1.2 16V, 1.4 16V - Note 1.4 - Primera New 1.6 16V, 1.8 16V <b>OPEL:</b> Agila 1.0 12V, 1.2 16V - Corsa A 1.0, 1.2, 1.4 GSI - Corsa B 1.0 I 12V, 1.2 I - Corsa C 1.0 I 12V, 1.2 I 16V - Speedster 2.0 Turbo <b>SEAT:</b> Ibiza II 1.4 16V, 2.0 16V <b>SMART:</b> Roadster 0.7 (Brabus) <b>SUZUKI:</b> Splash 1.0, 1.2 - Swift III 1.5, Sport 1.6 16V - Wagon R+ 1.3 I 16V (4x4) <b>TOYOTA:</b> Yaris 1.0 16V, 1.3 Verso <b>VOLKSWAGEN:</b> Golf II 1.3 - Maggiolino - Polo 1.0, 1.3, 1.4								
<b>845.360D</b>	<b>845.330D</b>	45	360	1	0	B00	-  +	
<b>HONDA:</b> Accord (Tourer) 2.0, 2.4 - Civic VI 2.0 16V - CRV 2.0 (RVi)(RVSi)(i-VTEC) - FRV 2.0 - HRV 1.6I - Stream 2.0 <b>KIA:</b> Clarus - Sephia 1.6 <b>MAZDA:</b> 121 1.2, 1.3 - Demio 1.3, 1.5, MX-5 Miata <b>NISSAN:</b> Micra 1.4 <b>TOYOTA:</b> Corolla Escape 4WD, 1.3, 1.6, 1.6 GTI - MR 1.8, 2.0 - RAV4 1.8, 2.0I - Starlet 1.0, 1.3I								
<b>845.360S</b>	<b>845.300S</b>	45	360	1	1	B00	+  -	
<b>HONDA:</b> Civic 1.3, 1.4 (Hatchback), 1.6 5D, 1.8 Hatchback, 2.0I, Coupé 1.7I - FRV 1.7 - HRV 1.6I 2WD/4WD VTEC - Jazz 1.2 - Logo 1.3I - S2000 2.0 - Shuttle 2.2 - Stream 1.7 <b>HYUNDAI:</b> Accent 1.3, 1.5 - Coupé 1.6 - Excel - Lantra - Pony - Sonica <b>MITSUBISHI:</b> Lancer 1.6I <b>SUZUKI:</b> Vitara 2.0I V6 <b>TOYOTA:</b> RAV 4 2.0								



# 12 VOLT - SENZA MANUTENZIONE

Tipo	Tipo precedente	Ah	A EN	Tipo polo	Polarità	Fissaggio alla base	Schema	Dimensioni
<b>845.26DPP</b>	<b>845.26DPP</b>	45	360	3	0	B00		
<b>DAIHATSU:</b> Applause 1.6, 1.6i - Cuore L201 - GTI Turbo - Sirion 1.0, 1.3 - Terios - Valera 1.5 <b>NISSAN:</b> Micra 1.0i, 1.3i <b>SUZUKI:</b> Baleno <b>TOYOTA:</b> Corolla 1.4 16V (SW) - Yaris 1.0i 16V								
<b>845.26SPP</b>	<b>845.26SPP</b>	45	360	3	1	B00		
<b>HONDA:</b> Civic 1.8 VTEC, 2.0i TD (Aerodeck) <b>SUBARU:</b> Justy 1.2, 1.3 <b>SUZUKI:</b> Baleno 1.6i - Grand Vitara 1.6i, 2.0i Wagon - Jimny 1.3i 4WD(Cabrio) - Samurai 1.3i - Vitara 1.6i Cabrio J LX DLS <b>TOYOTA:</b> Yaris 1.3i (Verso), 1.5i								
<b>845.380D</b>	<b>845.380D</b>	45	330	1	0	B01		
<b>NISSAN:</b> Vanette <b>PIAGGIO:</b> Porter 1.3 B (Fontana) - Porter 1.3 GPL/Benzina								
<b>845.380S</b>	<b>845.380S</b>	45	330	1	1	B01		
<b>FIAT:</b> 500 L, R <b>INNOCENTI:</b> Mille 1.0 IE, 1.4 IE - Mini 500, 990								
<b>850.D20D</b>		50	420	1	0	B01 -INT.		
<b>HYUNDAI:</b> Accent 1.4 GL, 1.6 GLS - i30 1.4, 1.6 - Matrix <b>ISUZU:</b> Midi (10-88 ->) <b>KIA:</b> Cee'd 1.4, 1.6 - Pride 1.3i - Rio II 1.3, 1.4 16V, 1.5, 1.6 16V <b>MAZDA:</b> 3 Axela 1.6 16V - 6 Atenza 1.8, 2.0, 2.3 - 323 2.0i V6 - MX-3 1.6i - Premacy 1.8, 2.0 <b>NISSAN:</b> 100 NX Coupé (01-95 ->) - Almera NX <b>SUZUKI:</b> Vitara 1.6i 16V <b>TOYOTA:</b> Corolla 1.3i 16V - Corolla 1.8 16V (Verso)								
<b>850.D20S</b>		50	420	1	1	B01 -INT.		
<b>DAEWOO:</b> Kalos 1.2, 1.4 <b>HYUNDAI:</b> Sonata I <b>MITSUBISHI:</b> Lancer 1.3i <b>TOYOTA:</b> Paseo 1.5i 16V Plus								
<b>860.540D</b>	<b>860.420D</b>	60	540	1	0	B01 -INT.		
<b>HONDA:</b> NSX 3.0, Coupé, TF Matic - Prelude 2.0, 2.2 <b>HYUNDAI:</b> Trajet 2.0, 2.7 V6 - Tucson 2.0 16V, 2.7 4WD <b>ISUZU:</b> Van (83->) <b>KIA:</b> Sportage 2.0 16V (4WD), 2.7 V6 4WD <b>LEXUS:</b> IS 200 <b>MAZDA:</b> "2" 1.5 16V - "3" 2.2 TD - 323 1.7D, 1.8 TRSI - 626 1.8i, 2.0i - Impreza 2.0 D - MPV 2.3 - MX3 1.8i 16V - MX6 2.0i, 2.5i V6 - RX7 Biturbo <b>NISSAN:</b> 100 NX Coupé - 300 3.0 ZX, 3.0i V6 (Turbo) - Maxima QX 2.0 V6, 3.0i - Murano 3.5 4x4 - Primera SW - Sunny 1.4i - X Trail 2.0 <b>SUBARU:</b> Forester 2.0, 2.0 GPL, 2.0T - Impreza 2.0 D, 1.6, 2.0 STI Turbo, 2.0T (AWD)(SW) - Legacy 2.0, 2.5 AWD(TW) - Outback 2.5 <b>SUZUKI:</b> Grand Vitara 2.5i V6 (SW), 2.7 XL7 <b>TATA:</b> Indica 1.4D <b>TOYOTA:</b> Carina II - Celica 1.6 STI, 1.8i Coupé, 1.8VVT-I, 1.8VVT-L-IT Sport, 2.0 GTI, 2.0i Coupé - Corolla 1.6i, 1.8i 4WD - Picnic 2.0i - Previa 2.4 16V - Supra 3.0 Turbo ABS								



# 12 VOLT - SENZA MANUTENZIONE

Tipo	Tipo precedente	Ah	A EN	Tipo polo	Polarità	Fissaggio alla base	Schema	Dimensioni
<b>860.540S</b>	<b>860.420S</b>	60	540	1	1	B01 -INT.		
<p><b>DAEWOO:</b> Evanda 2.0 16V - Lacetti 1.4, 1.6 <b>HONDA:</b> Accord 2.0, 2.2 <b>HYUNDAI:</b> Elantra 2.0 16V - Tiburon 2.0 16V <b>ISUZU:</b> KB 1.6, 2.0 <b>KIA:</b> Mentor 1.6l - Rocsta (93-&gt;) - Sportage 2.0 <b>MITSUBISHI:</b> 3000 GT - COLT 1.3l, 1.6 GLXi, 1.8l GT - Eclipse - Galant 1.8l GL, GLS - Lancer 2.0 GL, GLX - Sigma 3.0l - Space Wagon 2.0l GLX <b>NISSAN:</b> 200SX, Silvia - Terrano 3.0V6 <b>SUBARU:</b> SVX 3.3l <b>SUZUKI:</b> Vitara 1.9TD, 2.0TD <b>TOYOTA:</b> Yaris Verso 1.4 D-4D, 1.4 TDI D-4D</p>								
<b>860.510S</b>	<b>860.470S</b> <b>862.510S</b>	60	510	1	1	B13		
<p><b>CHRYSLER:</b> 300M 2.7, 3.5 (V6) <b>DAEWOO:</b> Lanos 1.3l, 1.5l, 1.6l - Leganza 2.0 - Nubira 1.6, 2.0 - Tacuma 1.6l <b>FIAT:</b> Fiorino D - Penny D <b>JEEP:</b> Cherokee 4.0 - Wrangler 2.5, 3.8, 4.0 <b>KIA:</b> Joice 2.0 <b>LADA:</b> Niva 1.6, 1.7l <b>NISSAN:</b> Terrano 2.4 - Terrano II 2.4l <b>OPEL:</b> Antara 2.4</p>								
<b>860.600D</b> per vecchi modelli Ford, utilizzare gli specifici morsetti	<b>855.470F</b>	60	600	1	0	B13/B15		
<p><b>FORD:</b> C-Max 1.8, 2.0 - Escort VI 1.8, 2.0 - Fiesta IV 1.6 l Ghia, 2.0 16V - Focus II 1.8, 2.0, 2.5 ST - Galaxy 2.0 l, 2.3 l - Mondeo IV 1.6 Ti, 2.0, 2.5 - Puma - S-Max 2.0, 2.5 ST <b>OPEL:</b> Astra 05 1.4, 1.6, 1.8 - Astra H 1.6, 1.8 SW (Twin Top) - Astra H 1.6, 1.8 Turbo (GTC) - Corsa C 1.4, 1.6 16V - Meriva 1.4, 1.6, 1.8 16V - Signum 1.8 - Tigra 1.8 Twin Top - Vectra C 1.8 (Break)(GTS) - Zafira 1.6l, 1.8l 16V <b>SEAT:</b> Alhambra - Ibiza 1.5 <b>TOYOTA:</b> Avensis 1.8 16V <b>VOLKSWAGEN:</b> Corrado 2.0l - Golf III 1.4, 1.6, 2.0 GTI - Passat 1.8, 2.0, 2.8 VR6 - Polo 1.6 - Vento 1.8</p>								
<b>880.600D</b>	<b>880.600D</b>	70	540	1	0	B07/B12		
<p><b>DAEWOO:</b> Tacuma 1.8, 2.0 <b>DAIMLER:</b> Sovereign (82-&gt;86) <b>HYUNDAI:</b> Accent 1.5 CRDI - Coupè 1.6 16V, 2.0 16V, 2.7 24V - Grandeur 3.3 - Matrix 1.5 CRDI - Santa Fè 2.7 (4x4) - Sonata 2.4, 3.3 <b>KIA:</b> Cerato 1.5, 1.6, 2.0 CRDI <b>LEXUS:</b> GS 430 - LS 430 - RX 300 - SC 430 <b>MAZDA:</b> 3 Axela 1.6 - Premacy 2.0 - RX8 2.6 Wankel <b>MITSUBISHI:</b> Pajero 3.2 DI-D <b>NISSAN:</b> Almera 2.2 dCi - Navara 2.5 4x4 - Primera 2.2 TD DI (SW) - X Trail 2.2 dCi <b>SUZUKI:</b> Grand Vitara 1.9 DDiS - Jimny 1.5 DDiS (4WD) <b>TOYOTA:</b> 4-Runner 3.0V6 (90-&gt;96) - Avensis 2.0, 2.0TDI D-4D (Verso) - Camry 1.8, 2.0GLI, 2.2l, 2.5GXl V6, 3.0l - Corolla 1.9 D, 2.0 TDI D (SW)(Verso) - RAV 4 2.0TDI D-4D - Landcruiser 4.0, 4.5, 4.7l V8 - Previa 2.4</p>								
<b>880.600S</b>	<b>880.600S</b>	70	540	1	1	B07/B12		
<p><b>BENTLEY:</b> Eight <b>FORD:</b> Maverick 2.4l <b>HONDA:</b> Accord 2.0l, 3.0l V6 - Civic 2.0l TD - Integra 1.8l <b>HYUNDAI:</b> Lantra 1.9D <b>ISUZU:</b> Trooper 3.0TDI <b>KIA:</b> Carnival 2.5V6 <b>LANDROVER:</b> Discovery V8 - Range Rover 4.0l, 4.6l V6 <b>LEXUS:</b> GS 300l <b>MITSUBISHI:</b> Galant 2.0l GLS, 2.5l V6 - Pajero V6 - Space Gear 3.0l V6 - Space Runner 1.8l (4WD), 2.0, 2.4 <b>NISSAN:</b> King-Cab - Patrol GR 260 - Serena 1.6l, 2.0l <b>OPEL:</b> Monterey 3.0TDI, 3.2l V6 <b>TOYOTA:</b> Starlet 1.5D NP80</p>								
<b>870.600S</b>	<b>870.640S</b> <b>880.640S</b>	70	600	1	1	B13		
<p><b>BENTLEY:</b> Continental - Turbo R <b>CHRYSLER:</b> 300M V6 - Le Baron - Neon 2.0l (AUT.) - New Yorker 3.5V6 - Saratoga 2.5T, 3.0V6 - Stratus - Viper 8.0l V10 - Vision 3.5V6 - Voyager 2.4 (LS), 3.0, 3.2, 3.3 (LS), 3.8V6 (Aut.)(AWD) <b>FIAT:</b> Duna 1.7D <b>HONDA:</b> Accord 2.0TD <b>OPEL:</b> Antara 3.2 V6</p>								



# 12 VOLT - SENZA MANUTENZIONE

Tipo	Tipo precedente	Ah	A EN	Tipo polo	Polarità	Fissaggio alla base	Schema	Dimensioni
<b>871.680</b> per vecchi modelli Ford, utilizzare gli specifici morsetti	<b>870.680F</b>	71	680	1	0	B13/B15		
<b>FORD:</b> C-Max 1.6 - Fiesta V 1.4, 1.6 TDCi - Focus C-Max 1.6, 1.8 - Focus II 1.6, 1.8 - Fusion 1.4, 1.6 TDCi - Mondeo III 1.8 SCi SW, 2.0 TDDi <b>JEEP:</b> Cherokee 2.5 TD - Grand Cherokee 2.5 TD <b>NISSAN:</b> Almera 1.5 dCi - Almera II 2.2 dCi <b>OPEL:</b> Agila 1.3, 1.7 CDTi - Astra G 2.0 16V, 2.2 DTI - Astra H 1.3, 1.7, 1.9 CDTi (16V), 2.0 Turbo - Corsa B 1.5 D (TD) - Corsa C 1.7 DI (DTI) - Frontera 2.2 DTI - Sigmum 2.0, 2.2 DTI - Vectra C 2.2 16V, 1.9. 2.2 CDTi - Zafira 2.0, 2.2 16V <b>RENAULT:</b> Clio II 3.0 V6 - Grand Scenic 2.0 - Laguna II 1.9, 2.2 DCI - Megane I 1.5 dCi, 1.9 DCI (DTI) (SW) - Scenic 1.5 DCi - Scenic Evol. 1.9 DCI (DTI), 2.0 <b>SEAT:</b> Cordoba 1.9 D (TD) - Ibiza II 1.9 D (TD) <b>SKODA:</b> Fabia 1.9 SDI (TD) <b>SUZUKI:</b> Ignis II 1.3 DDi - Splash 1.3 DDiS - Swift III 1.3 DDiS <b>WOLKSWAGEN:</b> Golf II 1.6 D (TD) - Jetta 1.6 D (TD)								
<b>875.D26D</b>		75	640	1	0	B01 -INT.		
<b>HYUNDAI:</b> Accent 1.5 CRDi GLS - Coupe 1.6, 2.0 16V, 2.7 24V - Getz 1.5 CRDi (GLS) - Grandeur 2.2 CRDi, 3.3 - i30 1.6, 2.0 CRDi - Matrix 1.5 CRDi - Santa Fè 2.7 (V6 GLS 4x4) - Sonata 2.0 VTI GLS, 2.4, 3.3 <b>KIA:</b> Cee'd 1.6, 2.0 CRDi - Cerato 1.5, 1.6, 2.0 CRDi <b>LEXUS:</b> RX 300 - SC430 <b>MAZDA:</b> RX 8 Wankel 2.6 <b>MITSUBISHI:</b> Pajero 3.2 DI-D 4WD, 3.8 V6 <b>NISSAN:</b> X-Trail 2.0 dCi <b>SUZUKI:</b> Grand Vitara 1.9 DDiS - Jimny 1.5 DDiS 4WD <b>TOYOTA:</b> Camry 1.8, 2.4, 3.0 V6								
<b>875.D26S</b>		75	640	1	1	B01 -INT.		
<b>HYUNDAI:</b> Elantra II 2.0 CRDi <b>KIA:</b> Sorento 2.4 <b>LEXUS:</b> GS 300, 400, 430 <b>MITSUBISHI:</b> Lancer 2.0 D - Pajero V6 - Space Gear 2.5 TDI - Space Runner 1.8 I 4WD, 2.0, 2.4 <b>TOYOTA:</b> Hiace IV 2.4, 2.4 4WD, 2.7, 2.7 4WD - 4 Runner 3.0 V6								
<b>882.L4D</b>	<b>875.640D</b>	82	760	1	0	B13		
<b>BMW:</b> 328i Cabrio - 528i 24V <b>OPEL:</b> Meriva 2.5 DTI - Vectra 2.0DTI, 2.2DTI (SW), GTS 3.0 - Zafira 2.2DTI								
<b>885.L4D</b>	<b>882.720D</b>	85	760	1	0	B13		
<b>ALFA ROMEO:</b> 159 3.2 JTS V6 <b>AUDI:</b> A2 1.4 16V, 1.4TDI - A4 Diesel, 2.4V6 <b>BMW (-&gt; '06):</b> 318 TD - 320D - 325i - 330i, Ci, Xi, CD - 520i, D - 525i, D ('07-> solo per allestimenti base): 118d - 120d - 123d - 318d - 320i, d - 330i, xi - d, xd - 520i, d - 530i, xi, d, xd - 630i - X3 2.0i, 3.0si - X3 2.0d <b>JAGUAR:</b> X-Type 2.5, 3.0, 2.0 D, 2.2 D <b>LAND ROVER:</b> Freelander 2.2 TD4 <b>OPEL:</b> Antara 2.0 CDTi <b>RENAULT:</b> Espace 1.9, 2.0, 2.2, 3.0 dCi <b>SKODA:</b> Superb 1.9, 2.0, 2.5 TDI, 2.8 V6 <b>TOYOTA:</b> Auris 2.0, 2.2 D-4D - Avensis 2.0, 2.2 D-4D - Corolla 2.2 D-4D <b>VOLKSWAGEN:</b> Passat Diesel - Sharan 1.9, 2.0 TDI - Touran 1.9, 2.0 TDI <b>VOLVO:</b> C30 D5 - C70 cabriolet D5 - S40 1.6 D, 2.0 D - V50 1.6 D, 2.0 D - V70 2.4 D, 2.5, 3.2 - XC70 Cross Country 3.2, 2.4 D5 AWD								
<b>885.760</b>	<b>888.650</b>	85	760	1	0	B13		
<b>BMW:</b> 330 CD Coupé - 525 TDS - 530i, (530 V8 (Touring) (-> '00)) - 540 V8 (Touring) - 725, 725 TDS - 728i - (730 I - 730 D - 730 LI (-> '01)) - 740 D <b>OPEL:</b> Omega 2.5 TD - Signum 3.0 V6 CDTi								



# 12 VOLT - SENZA MANUTENZIONE

Tipo	Tipo precedente	Ah	A EN	Tipo polo	Polarità	Fissaggio alla base	Schema	Dimensioni
<b>895.760D</b>		95	760	1	0	B01 -INT.		
<p><b>HYUNDAI:</b> Santa Fé 2.2 CRDi (4x4) - Sonata V 2.0 CRDi - Terracan 2.9 CRDi - Tucson 2.0 CRDi 4WD <b>ISUZU:</b> D-MAX <b>KIA:</b> Carens III 2.0 CRDi - Carnival III 2.9 CRDi - Magentis 2.0 CRDi - Sportage 2.0 CRDi <b>MAZDA:</b> "5" 2.0 CD, 1.8, 2.0 - "6" 2.0 DI, 1.8, 2.0, 2.5 (SW) <b>MITSUBISHI:</b> Grandis 2.0 DI-D - L 200 DI-D - Outlander 2.0, 2.2 DI-D, 2.4 Mivec - Pajero III 2.5 TDI, 3.2 DI-D <b>NISSAN:</b> Patrol 2.8, 3.0 DDTI <b>PEUGEOT:</b> 4007 2.2 Hdi <b>SUZUKI:</b> Grand Vitara 1.9 DDiS <b>TOYOTA:</b> Land Cruiser 3.0 D-4D - Rav 4 III 2.2 D-4D</p>								
<b>895.760S</b>		95	760	1	1	B01 -INT.		
<p><b>FORD:</b> Ranger 2.5 TD (4x4) <b>ISUZU:</b> Trooper <b>KIA:</b> Sorento 2.5 D (-&gt;'05) <b>MITSUBISHI:</b> Pajero 3.5 V6 GDI <b>SSANGYONG:</b> Actyon 2.0 Ddi 4x4, 2.3 4x4 - Kyrion 2.0 Xdi (4x4), 2.7 Xdi - Rexton RX 2.3 4x4, 2.8 4x4, 3.2 - Rexton 2.7 Xdi, 2.9 TD - Rodius 2.7 Xdi (4x4)</p>								